



#### Pole Mount

#### Features:

- For pole mounting
- The clasp is made of stainless steel
- Mounting board is made of aluminum die-casting alloy

#### Parameter:

Model	A-POLE MOUNT
Appearance	White
Range of Application	It can be used with some wall mount bracket Diameter of clamp: $\Phi 67\text{mm}-127\text{mm}$
Material	Aluminum Alloy Q195
Dimension	127×46×250mm
Weight	1345g

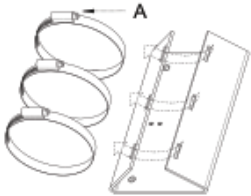
#### Note:

- The site of screw hole should be noticed when using with wall mount bracket
- Load capacity of pole should be more than 3 times the weight of camera and bracket
- Load capacity of clamp is 10KG

**Note:** The actual bracket may vary from the picture above.

### Installation Steps:

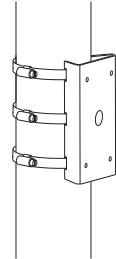
① Contrarotate the rotary knob and open the clamp



② Thread the clamp through the hole of mounting board

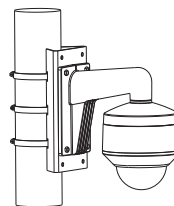
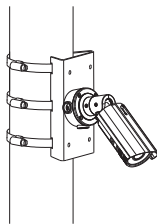


③ Clasp the clamp around the pole and rotate the rotary knob clockwise for tightening



A: Rotary knob

This bracket can be used with some wall mount bracket to realize vertical pole mount, which is as followed:



### Dimensions:

